

Microwave-Assisted Solvent-Free Synthesis of 1,1-Diacetates Catalyzed by SbCl_3 from Aldehydes and Acetic Anhydride

R. Xu^a, J. Zhang^{a,*}, Y. Tian^{a,b} and J. Zhou^a

^aSchool of Chemical Engineering, Shandong Institute of Light Industry, Jinan 250353, P.R. China

^bSchool of Chemistry and Chemical Engineering, Shandong University, Jinan 250100, P.R. China

(Received 20 April 2008, Accepted 5 July 2008)

Microwave-assisted synthesis of a variety of 1,1-diacetates catalyzed by SbCl_3 from corresponding aldehydes and acetic anhydride was reported. Only 10 mol% of catalyst was sufficient to push the reaction forward and high amounts of the catalyst did not improve the yields to a great extent. The present protocol offered several advantages including low cost of the catalyst, high yields, short reaction time and simple work-up procedure.

Keywords: Microwave irradiation, 1,1-Diacetates, Solvent-free, SbCl_3

INTRODUCTION

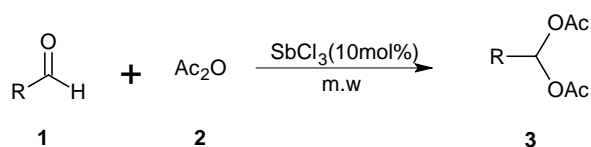
The carbonyl group is one of the most versatile functional groups in organic chemistry and a great deal of synthetic work has been performed and masking of the carbonyl compounds [1]. In these methods, formation of 1,1-diacetates from aldehydes and acetic anhydride is one of the most useful aspect. As synthetic intermediates or protecting groups for aldehydes, 1,1-diacetates are stable in neutral and basic media, and easy to convert to parent aldehydes [2-6]. Usually, 1,1-diacetates have been synthesized by the reaction of carbonyl compounds with acetic anhydrides in the presence of an appropriate acid catalyst. Strong protic acids such as sulfuric acid, phosphoric acid, methanesulfonic acid [7] and Nafion-H [8] are usually used as acid catalysts, and Lewis acids such as zinc chloride [9], ferric chloride [6], phosphorus trichloride [10], or LiBr [11], are also applied as mild catalysts for this transformation. However, these methods have not been entirely satisfactory owing to such drawbacks as low yields, long reaction times, problems of corrosion, effluent pollution and so on. Consequently, it is

very necessary to develop alternative methods for the synthesis of 1,1-diacetates from aldehydes under mild conditions in short reaction times.

In recent years, β -zeolite [12], sulfated zirconia [13], montmorillonite clays [14], iodine [15], trimethylchlorosilane/sodium iodide [16], scandium triflate [17], $\text{TiO}_2/\text{SO}_4^{2-}$ solid superacid [18], $\text{H}_2\text{NSO}_3\text{H}$ [19], Wells-Dawson acid [20], zirconium sulfate tetrahydrate-silica gel [21], KHSO_4 [22], zirconium hydrogen sulfate [23], 2,4,4,6-tetrabromo-2,5-cyclohexadienone (TABCO) [24], neutral lithium triflate (LiOTf) [25], aluminum dodecatungstophosphate ($\text{AIPW}_{12}\text{O}_{40}$) [26], antimony(III) chloride [27] and lanthanum(III) nitrate hexahydrate [28] have been used for the purpose to obtain relatively better results.

Recently, microwave irradiation (MI) has become an established tool in organic synthesis [29-32], because of the rate enhancements, higher yields and, often, improved selectivity, with respect to conventional reaction conditions. In addition, solvent-free MI processes are also clean and efficient, and moreover, using either organic or inorganic solid supports has received increased attention [33]. There are several advantages of performing syntheses in solvent-free media,

*Corresponding author. E-mail: zhangjm@sdili.edu.cn



R = aromatic or aliphatic group

Scheme 1

such as, short reaction time, increased safety, economic advantages in absence of solvent.

Herein we wish to report a fast and efficient solvent-free procedure for the synthesis of 1,1-diacetates from aldehydes catalyzed by SbCl_3 under microwave irradiation (as shown in Scheme 1). The results are summarized in Table 1.

EXPERIMENTAL

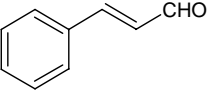
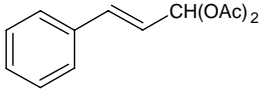
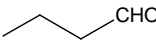
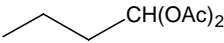
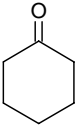
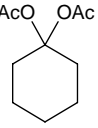
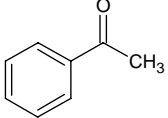
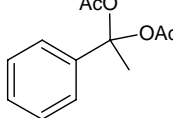
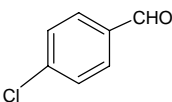
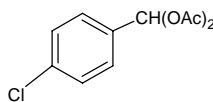
General

All products were characterized by the comparison of their spectral data (^1H NMR and IR spectroscopy) and physical properties with those of authentic samples.

Table 1. Microwave-assisted Solvent-free Synthesis of 1,1-Diacetates Using SbCl_3 as a Catalyst

Entry	Aldehyde	Time (s)	Yield (%)	Product ^b	M.p. (°C)	
					Found	Reported
1		60	90		42-43	44-45 [4]
2		60	92 ^d , 95, 95 ^e		81-82	82-83 [19]
3		60	91		90-92	89-90 [7]
4		60	89		124-125	125-127 [19]
5		60	93		101-103	103-104 [21]
6		60	91		89-90	90-91 [19]
7		60	93		80-81	81 [22]
8		60	95		61-62	63 [22]

Table 1. Continued

9		60	89		83-85	86 [15]
10		60	91		oil	oil [15]
11		180	0		-	
12		180	0		-	
13 ^c		1 h	86		81-82	82-83 [19]

^aAll products were characterized by ¹H NMR, IR. ^bThe yields refer to the isolated pure products. ^cHeating at 70 °C instead of microwave irradiation. ^d5mol%. ^e20mol% SbCl₃ was used.

General Procedure for the Preparation of 1,1-Diacetates

To a mixture of aldehyde (2 mmol) and acetic anhydride (1 ml) was added SbCl₃ (10 mol%), the reaction mixture was mixed well and placed in a microwave oven (700 W) for an appropriate time (as shown in Table 1). After completion of the reaction, as indicated by TLC, the reaction mixture was extracted with EtOAc, washed with 10% NaHCO₃ solution, then with saturated brine. The organic layer was separated and dried over anhydrous Na₂SO₄ and evaporated. The isolated crude product was purified by preparative TLC to give the corresponding 1,1-diacetates.

RESULTS AND DISCUSSION

When a mixture of aldehyde **1**, acetic anhydride **2** and a catalytic amount of SbCl₃ (10 mol%) was irradiated by microwave, the corresponding 1,1-diacetates **3** were obtained in good to excellent yields (Table 1). By this method, aromatic and aliphatic aldehydes gave satisfactory results (Table 1, Entries 1-10). 4-Hydroxybenzaldehyde and 2-hydroxybenzaldehyde were subjected to the similar reaction conditions; the

hydroxyl group was also acetylated to afford the corresponding triacetates in excellent yields (Table 1, Entries 3 and 5). In the absence of microwave irradiation, the reactions proceeded in longer reaction times at 70 °C (Table 1, Entry 13). Comparing with the literature results [27], acetylation of 4-hydroxybenzaldehyde proceeded in 25 min to get the product with 92% yield, while with the presented method, the reaction completed within a minute with 91% isolated yield. So microwave irradiation can shorten the reaction time and also assist the reaction process effectively.

Unfortunately, when cyclohexanone and acetophenone were used in this reaction, no corresponding product was isolated (Entry 11, 12). In the case of substrates bearing aldehyde and ketone functionalities, the keto group remains unaffected and aldehyde is converted into 1,1-diacetate. This result indicates that the chemoselective protection of an aldehyde in the presence of ketone could be achieved by this procedure (Scheme 2).

Optimization of the reaction condition was studied with different molar ratios of the catalyst and under different microwave powers. The best ratio was found to be 10 mol% of SbCl₃ under 700 W power. Increasing the power of microwave

Microwave-Assisted Solvent-Free Synthesis of 1,1-Diacetates

- [24] H. Firouzabadi, S. Eslami, B. Karimi, *Bull. Chem. Soc. Jpn.* 74 (2001) 2401.
- [25] H. Firouzabadi, N. Iranpoor, H.R. Shaterian, *Bull. Chem. Soc. Jpn.* 75 (2002) 2195.
- [26] H. Firouzabadi, N. Iranpoor, F. Nowrouzi, K. Amani, *Tetrahedron Lett.* 44 (2003) 3951.
- [27] A.K. Bhattacharya, M. Mujahid, A.A. Natu, *Synth. Commun.* 38 (2008) 128.
- [28] M. Srinivasulu, N. Suryakiran, K. Rajesh, S. Malla Reddy, Y. Venkateswarlu, *Synth. Commun.* 38 (2008) 1753.
- [29] S. Caddick, *Tetrahedron* 51 (1995) 10403.
- [30] S. Deshayes, M. Liagre, A. Loupy, J. Luche, A. Petit, *Tetrahedron* 55 (1999) 10851.
- [31] A. Kirschning, H. Monenschein, R. Wittenberg, *Angew. Chem, Int. Ed.* 40 (2001) 650.
- [32] A. Loupy, *Microwaves in Organic Synthesis*, New York, John Wiley, 2002.
- [33] P. Diddams, M. Butters, in: K. Smith (Ed.), *Solid Supports and Catalysts in Organic Synthesis*, Ellis Harwood and PTR Prentice Hall, New York, 1992.